

Audience

- WISP Operators
- Municipalities
- Hotzone Operators

SmartCity® Framework

- Computer Resources
- Fundamental Servers
- Client Software
- Operational Services

SmartCity® Wireless

- High Quality
- Performance
- All-In-One Device
- NMS Software

SmartCity® Alliances

- HellasSat
- IBM/Cisco
- HP
- Antcor
- Local Partners

Fundamental Servers

- Distributed Operation
- Operation Domains
- > 5000 Users
- 24x7 Operation
- No Back Office
- Unique Payment Method

iCard – Payment Method

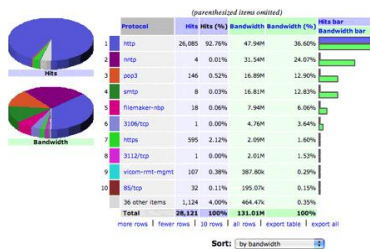
- International Operation
- Customizable
- Any Currency
- Any Price

SmartCity® Applications

- Internet Access
- PIA-PayKiosk
- PIA-InfoView
- PIA-NetSpooler
- PIA-HotSpotVPN
- Remote Control
- Pocket ERP
- OpenHire
- MissionMode
- Security Monitoring
- Document Management
- OpinionWare
- Business Webcam
- Enterprise Chat & IM
- Custom Browser
- Surf Control
- Cisco IP Telephony

Introduction

SuperIntendent provides the ability to produce detailed reports on an organizations Internet usage. Presenting both summary and detailed reporting, SuperIntendent allows an administrator to drill down through reports to show information on specific Internet usage events.



SmartCity® Compatibility & Integration

SuperIntendent has been extensively tested and proved to be fully compatible with the SmartCity® infrastructure.

SurfMaster & Surfcontrol Features

Protocol Usage - Shows ranked reports based on the type of traffic, such as HTTP, HTTPS, FTP, SMTP and POP3. From this report we can see that HTTP web browsing is by far the most prevalent traffic. Drilling into this report will show us more specific information regarding each protocol.

Destination Usage - Provides reports based on web site destination pages. This report shows the destinations that have been accessed using the 'http' protocol. The top part of the report shows the top 10 specific web sites ranked by number of hits.

Web Categorization - When used in conjunction with SurfControl, SuperIntendent provides analysis of the type of web content your students or employees are requesting. Scrolling down, the second part of the report shows us the categories of the web sites that have been visited. This is available on InterGate systems using the full SurfControl content filtering technology.

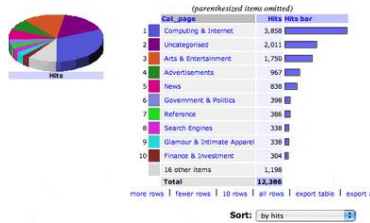
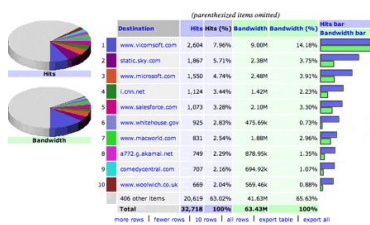
Originator Usage - Provides reports based on the user or IP address requesting web sites. This report shows the users that have accessed the web site 'comedycentral.com', the number of hits involved and the bandwidth used. We could keep drilling into these reports to find further detail, such as the specific days or times of day that the site was visited.

Blocked Accesses - Shows attempts by user and destination which are in breach of SmartCity®'s filtering policies.

System Events - Shows attempted intrusions blocked by the firewall, DHCP and other network management events.

All reports in SUPERINTENDENT can be cross referenced against any of the data available, allowing us to provide detailed ad-hoc reports.

Editor Site: www.arrowlink.com





Audience

- WISP Operators
- Municipalities
- Hotzone Operators

SmartCity® Framework

- Computer Resources
- Fundamental Servers
- Client Software
- Operational Services

SmartCity® Wireless

- High Quality
- Performance
- All-In-One Device
- NMS Software

SmartCity® Alliances

- HellasSat
- IBM/Cisco
- HP
- Antcor
- Local Partners

Fundamental Servers

- Distributed Operation
- Operation Domains

- > 5000 Users
- 24x7 Operation
- No Back Office
- Unique Payment Method

iCard – Payment Method

- International Operation
- Customizable
- Any Currency
- Any Price

SmartCity® Applications

- Internet Access
- PIA-PayKiosk
- PIA-InfoView
- PIA-NetSpooler
- PIA-HotSpotVPN
- Remote Control
- Pocket ERP
- OpenHire
- MissionMode
- Security Monitoring
- Document Management
- OpinionWare
- Business Webcam
- Enterprise Chat & IM
- Custom Browser
- Surf Control
- Cisco IP Telephony

Questions & Answers

What are the different reports provided by the SuperIntendent software?

Protocol Usage - Shows ranked reports based on the type of traffic, such as HTTP, HTTPS, FTP, SMTP and POP3.

Destination Usage - Provides reports based on web site destination pages.

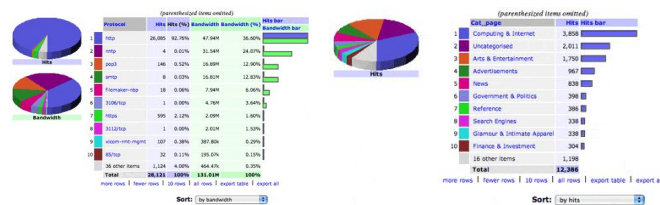
Web Categorization - When used in conjunction with SurfControl, SuperIntendent provides analysis of the type of web content your students or employees are requesting.

Originator Usage - Provides reports based on the user or IP address requesting web sites.

Blocked Accesses - Shows attempts by user and destination which are in breach of InterGate's filtering policies.

System Events - Shows attempted intrusions blocked by the firewall, DHCP and other network management events.

Report samples.



Pricing

The SuperIntendent software will be installed on the SmartCity Router server and will serve all users.

The software is priced per WiFi Zone and there is no limit to the connected users.

SmartCity Configuration

Prices In Euros*

Distributed (up to 200 users) **	6'000.-
Business (up to 2'000 users)	10'000.-
Advanced (up to 5'000 users)	22'000.-
Community (up to 8'000 users)	35'000.-
Metropolitan (up to 16'000 users)	60'000.-

*Prices may change without prior notice. ** Per WiFi Zone. Only valid for distributed installations